




Handling an Interruption

A good way of dealing with an interruption whilst working in Maximizer is as follows:

Step 1 – Don't panic!

If you are interrupted by the phone and need to find the details of a different contact in your database, you won't lose any work! Select the icon  and do a 'replace list' search.




 Replace list with search results

Step 2 – Access the information you require

The details required are then displayed and you can update the phone notes as necessary.

Step 3 – Continue with your previous work

Once you have dealt with the interruption, and want to view the list you were working on before. You can use the 'Undo Search'  icon.

This will return you to the list you were working on before!